

Portfolio Style Coaching Boards

• Magnetic Diagraming Coaching Board

Combination Dry-erase and Magnetic Surfaces

- ❖ Changeable Coaching Diagraming Sheets
- ❖ Dry Erase/Magnetic Front Panel with Slide-In Guides
- ❖ Inside Steel Panel for Storing Magnets
- ❖ Inside Pocket for Extra Diagraming Panels and Notes

Baseball

OUTSIDE FRONT COVER

- Four Interchangeable Dry-Erase/Magnetic Sheets Allow 476 sq. inches of Space for Diagraming, Instructing, and Playmaking

FP14-BS
\$39.95

- 15 Magnetic Disks for Playmaking Instruction

FP11-BS: 8.5" x 11" — \$34.95

FP14: 8.5" X 14" — \$39.95

FP17: 11" X 17" — \$49.95

- 30 Magnetic Cardholders for Batting Order and Fielding Positions

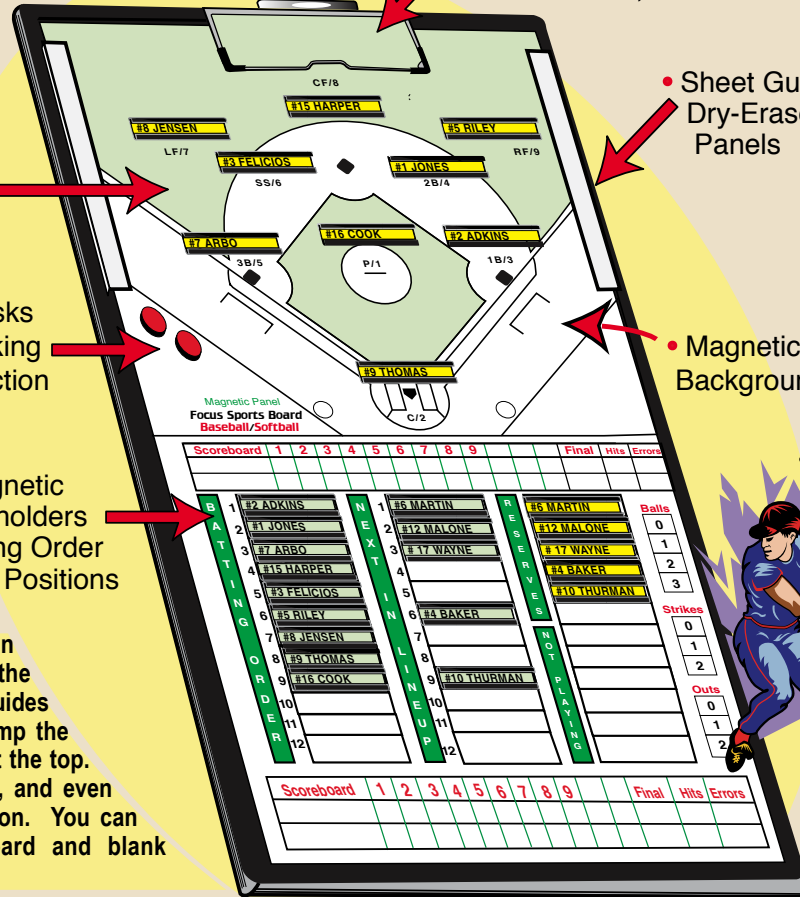
The idea is simple: Just remove an interchangeable, easy-erase sheet from the built-in storage pocket, slide it under the guides on top of the front cover metal panel. Clamp the sheet securely with the low-profile gripper at the top. You are now ready to diagram plays, teach, and even use magnetic player disks for any application. You can also use this coaching aid as a clipboard and blank diagraming board.

Note: Portfolio Covers May be White, Black, or Woodgrain

- Strong, Low-Profile Gripper Clip With Built-In, Slide-Out Hanger

- Sheet Guides for Dry-Erase/Magnetic Panels


- Magnetic/Dry Erase Background Panel



INSIDE LEFT and RIGHT PANELS

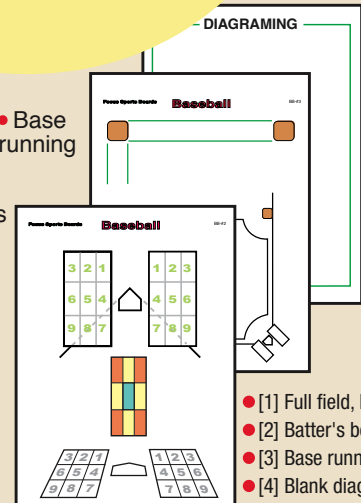
- Markers and Holders

- Metal Storage Panel for Magnetic Cardholders, Discs, and Eraser



- Base running

- Batter's box



- [1] Full field, lineup, score
- [2] Batter's box
- [3] Base running
- [4] Blank diagraming

- Storage Pocket for Extra Panels, Notes, and Analysis Pads